M23X

**IP67**
IP RATING

Threaded coupling

M23Q

**IP67**
IP RATING

Bayonet coupling

## M23X/Q Series
### Material and spec

| Parameter | M23X | | M23Q | |
|---|---|---|---|---|
| Shell material | Zinc alloy with nickel plating | | | |
| Contact material | Brass with gold plating | | | |
| Insert material | power | signal | power | signal |
| | PA66 | PBT | PA66 | PBT |
| Insulation resistance | power | signal | power | signal |
| | $>10^{13}$mΩ | 9、12 pins: $>10^{10}$mΩ<br>17、19 pins: $>10^{6}$mΩ | $>10^{13}$mΩ | 9、12 pins: $>10^{10}$mΩ<br>17、19 pins: $>10^{6}$mΩ |
| Termination | Crimp | | | |
| Temperature range | -40℃~+125℃ | | | |
| Mating cycle | 1000 | | | |
| Cable outer diameter range | I: 4.5-8mm, II: 8-13mm, III: 12-15mm | | | |
| IP rating | IP67 (mated) | | | |
| Coupling | Threaded coupling | | Bayonet coupling | |

WEIPU® Connector

## M23X/Q POWER Part number system

Series code:
M23XD
M23QD

Contact gender:
J: Male contact
K: Female contact

Number of crimp contact:
6, 8

Termination type:
3: Crimp

Cable outer diameter range
I: 4.5-8mm
II: 8-13mm
III:12-15mm

Shell structure and cable fix type :
Z: Square flange receptacle
ZL: Angled square flange receptacle
TK: Cable connector
TL: Angled cable connector

## M23X/Q SIGNAL Part number system

Series code:
M23XS
M23QS

Contact gender:
J: Male contact
K: Female contact

Number of crimp contact:
9, 12, 17, 19

Termination type:
3: Crimp

Cable outer diameter range
I: 4.5-8mm
II: 8-13mm
III:12-15mm

Shell structure and cable fix type :
Z: Square flange receptacle
ZL: Angled square flange receptacle
TK: Cable connector
TL: Angled cable connector

## M23X Series Mating diagram

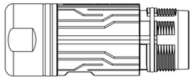


◆ Male contact cable connector

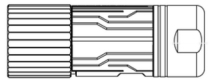


◆ Female contact cable connector

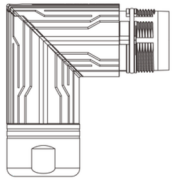


◆ Male contact angled cable connector

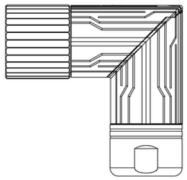


◆ Female contact angled cable connector

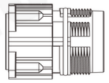


◆ Male contact square flange receptacle

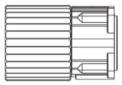


◆ Female contact square flange receptacle

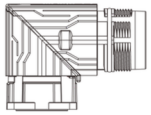


◆ Male contact angled square flange receptacle

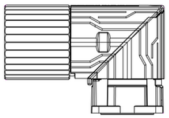


◆ Female contact angled square flange receptacle

★ IP rating marked is for after mated

WEIPU Connector

## M23Q Series Mating diagram

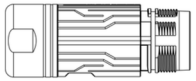

◆ Male contact cable connector

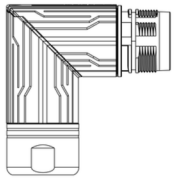

◆ Male contact angled cable connector

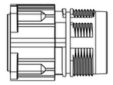

◆ Male contact square flange receptacle

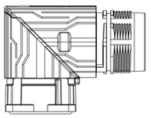

◆ Male contact angled square flange receptacle

TK → TK

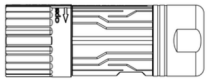

◆ Female contact cable connector

TL → TL

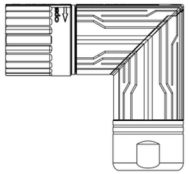

◆ Female contact angled cable connector

Z → Z

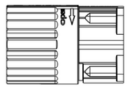

◆ Female contact square flange receptacle

ZL → ZL

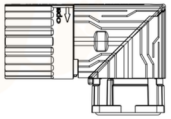

◆ Female contact angled square flange receptacle

★ IP rating marked is for after mated

Male contact

Threaded coupling

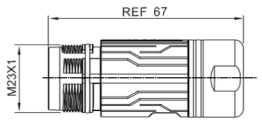


M23XDJ _TK_-3

Female contact cable connector

Threaded coupling

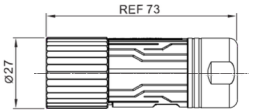


M23XDK _TK _-3

Male contact
square flange receptacle

Threaded coupling

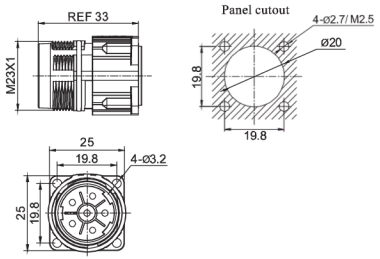


M23XDJ _Z-3

Female contact
square flange receptacle

Threaded coupling

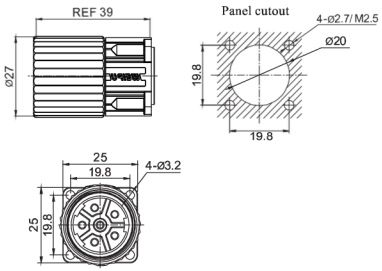


M23XDK _Z-3

WEIPU® connector

# M23X Power

Male contact
angled cable connector

Threaded coupling

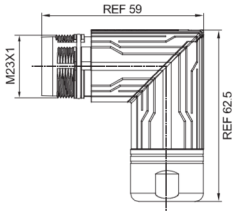


**M23XDJ _TL_-3**



Female contact
angled cable connector

Threaded coupling

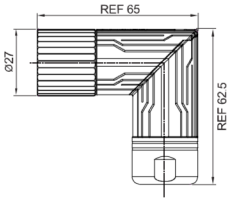


**M23XDK _TL_-3**

Male contact angled
square flange receptacle

Threaded coupling

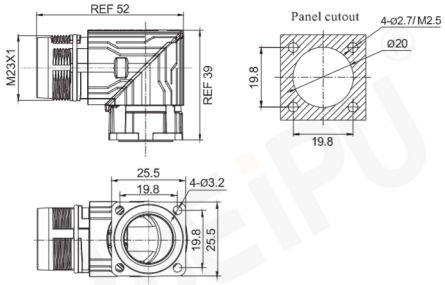


**M23XDJ _ZL-3**

Female contact angled
square flange receptacle

Threaded coupling

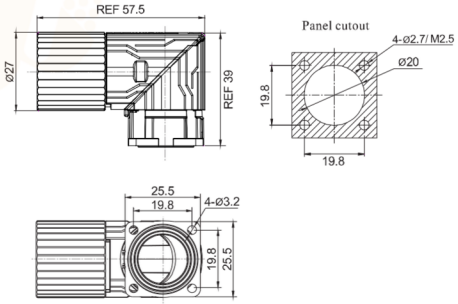


**M23XDK _ZL-3**



# M23Q Power

Male contact

Bayonet coupling

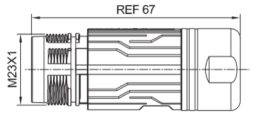


**M23QDJ _TK_-3**

Female contact cable connector

Bayonet coupling

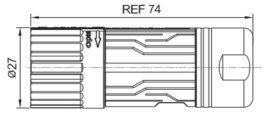


**M23QDK _TK _-3**

Male contact
square flange receptacle

Bayonet coupling

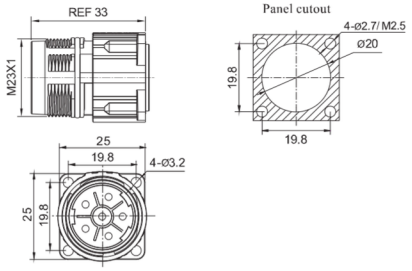


**M23QDJ _Z-3**

Female contact
square flange receptacle

Bayonet coupling

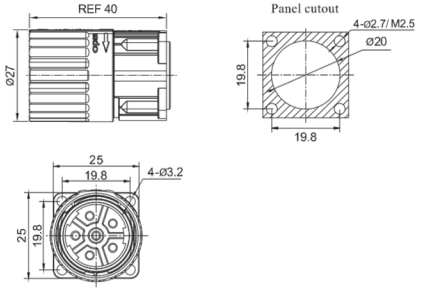


**M23QDK _Z-3**

WEIPU Connector

# M23Q Power

M23QDJ _TL_-3

Male contact
angled cable connector

Bayonet coupling

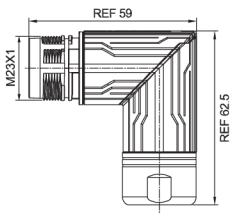

M23QDK _TL_-3

Female contact
angled cable connector

Bayonet coupling

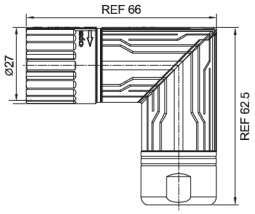

M23QDJ _ZL-3

Male contact angled
square flange receptacle

Bayonet coupling

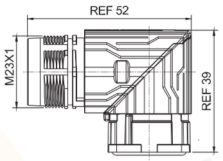


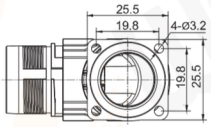


Panel cutout

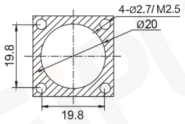

M23QDK _ZL-3

Female contact angled
square flange receptacle

Bayonet coupling

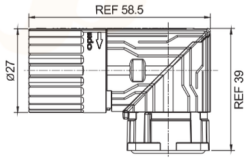


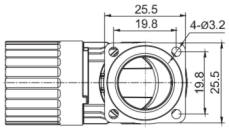


Panel cutout

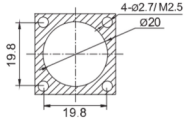






## M23X/Q for power contact arrangement and spec

| Male contact face view | Number of contact | Contact diameter (mm) | Rated voltage (AC.V) | Rated current (A) | Test voltage (AC.V)1min |
|---|---|---|---|---|---|
| | 6(5+PE) | Ø2 | 600 | 28 | 4000 |
| | 8(3+4+PE) | Ø1×4<br>Ø2×4 | 300<br>600 | 8<br>28 | 2500 |

## M23X/Q for power contact spec

### 8A Crimp contact

※ Contact resistance: 5mΩ

※ Contact diameter: Ø1

※ Material: Brass with gold plating

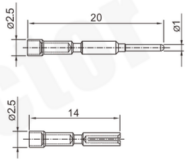


8A Male crimp contact

| Wire size | | Stripping length | Male crimp contact p/n | Crimping tool p/n |
|---|---|---|---|---|
| 0.14-0.37mm² | AWG 26-22 | 4.5mm | YJ1-20-0.5AU | CTW-0.14/4 |
| 0.5-1.0mm² | AWG 20-18 | 4.5mm | YJ1-20-1.0AU | CTW-0.14/4 |

8A Female crimp contact

| Wire size | | Stripping length | Female crimp contact p/n | Crimping tool p/n |
|---|---|---|---|---|
| 0.14-0.37mm² | AWG 26-22 | 4.5mm | YK1-14-0.5AU | CTW-0.14/4 |
| 0.5-1.0mm² | AWG 20-18 | 4.5mm | YK1-14-1.0AU | CTW-0.14/4 |

### 28A Crimp

※ Contact resistance: 2.5mΩ

※ Contact diameter: Ø2

※ Material: Brass with gold plating

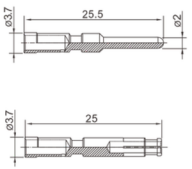


28A Male crimp contact

| Wire size | | Stripping length | Male crimp contact p/n | Crimping tool p/n |
|---|---|---|---|---|
| 0.14-0.37mm² | AWG 26-22 | 7.5mm | YJ2-25.5-0.5AU | CTW-0.14/4 |
| 1-2.5mm² | AWG 18-13 | 7.5mm | YJ2-25.5-2.5AU | CTW-0.14/4 |
| 2.5-4mm² | AWG 13-12 | 7.5mm | YJ2-25.5-4.0AU | CTW-0.14/4 |

28A Female crimp contact

| Wire size | | Stripping length | Female crimp contact p/n | Crimping tool p/n |
|---|---|---|---|---|
| 0.14-0.37mm² | AWG 26-22 | 7.5mm | YK2-25-0.5AU | CTW-0.14/4 |
| 1-2.5mm² | AWG 18-13 | 7.5mm | YK2-25-2.5AU | CTW-0.14/4 |
| 2.5-4mm² | AWG 13-12 | 7.5mm | YK2-25-4.0AU | CTW-0.14/4 |

### Crimp tool

For crimping the male / female contacts

| Part number | Crimping wire range | |
|---|---|---|
| CTW-0.14/4 | 0.14-4mm² | AWG 25-11 |

# M23X Signal

Male contact cable connector

Threaded coupling

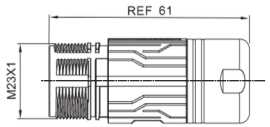


M23XSJ _TK_-3

Female contact cable connector

Threaded coupling

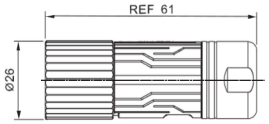


M23XSK _TK_-3

Male contact
square flange receptacle

Threaded coupling

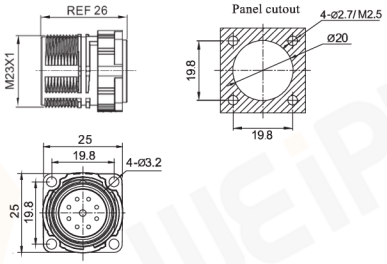


M23XSJ _Z-3

Female contact
square flange receptacle

Threaded coupling

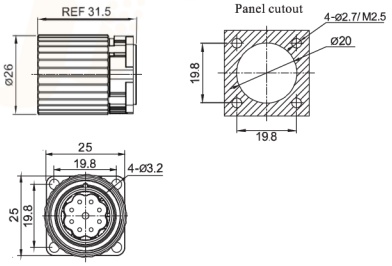


M23XSK_Z-3



M23X Signal

Male contact angled cable connector

Threaded coupling

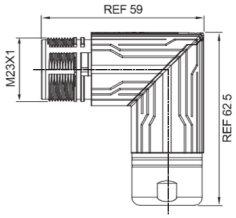


M23XSJ _TL_-3



Female contact angled cable connector

Threaded coupling

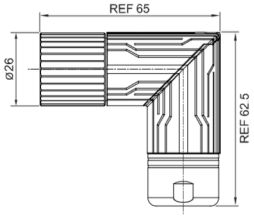


M23XSK _TL_-3

Male contact angled
square flange receptacle

Threaded coupling

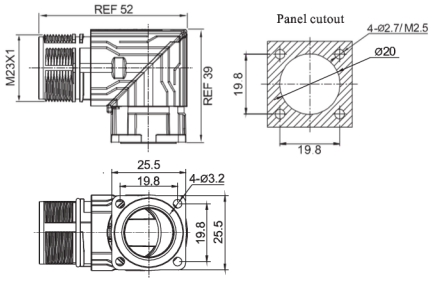


M23XSJ _ZL-3

Female contact angled
square flange receptacle

Threaded coupling

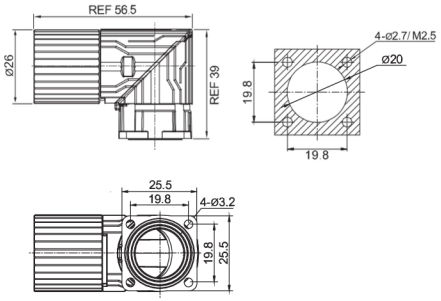


M23XSK _ZL-3

WEIPU® Connector

Male contact cable connector

Bayonet coupling

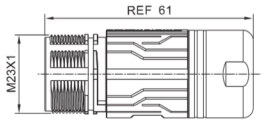


M23QSJ _TK_-3

Female contact cable connector

Bayonet coupling

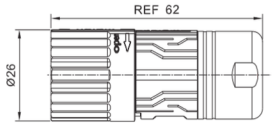


M23QSK _TK_-3

Male contact
square flange receptacle

Bayonet coupling

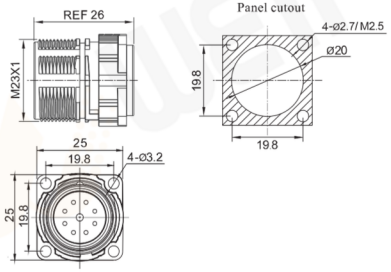


M23QSJ _Z-3

Female contact
square flange receptacle

Bayonet coupling

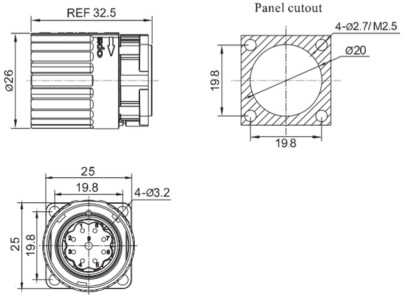


M23QSK_Z-3

Male contact angled cable connector

Bayonet coupling

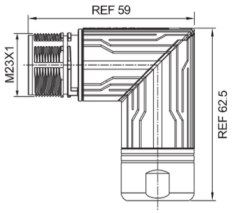


M23QSJ _TL_-3

Female contact angled cable connector

Bayonet coupling

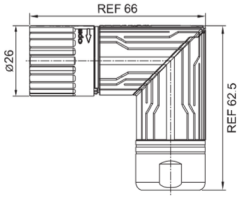


M23QSK _TL_-3

Male contact angled
square flange receptacle

Bayonet coupling

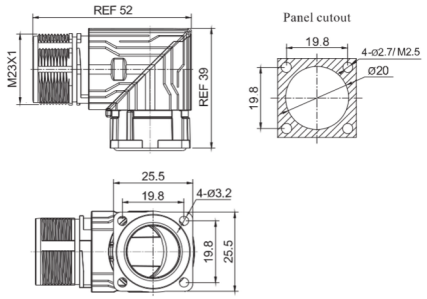


M23QSJ _ZL-3

Female contact angled
square flange receptacle

Bayonet coupling

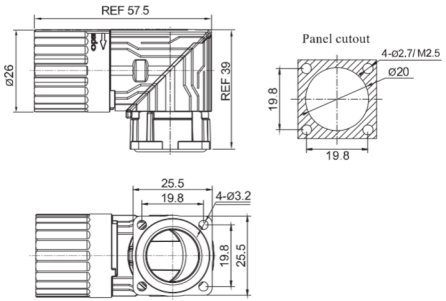


M23QSK _ZL-3

## M23X/Q for signal contact arrangement and spec

| Male contact face view | Number of contact | Contact diameter (mm) | Rated voltage (AC.V) | Rated current (A) | Test voltage (AC.V)1min |
|---|---|---|---|---|---|
| | 9(8+1) | Ø1×8<br>Ø2×1 | 300 | 8<br>20 | 2500 |
| | 12 | Ø1×12 | 300 | 8 | 2500 |
| | 17 | Ø1×17 | 150 | 8 | 1500 |
| | 19(16+3) | Ø1×16<br>Ø1.5×3 | 150 | 8<br>10 | 1500 |

| Number of Contact | Optional Angle |
|---|---|
| 9 | N, S, H, X, Y |
| 12 | N, S, H, X, Y, Z |
| 17 | N, S, H, X, Y, Z |
| 19 | N, S, H, X, Y |

Coded Chuck

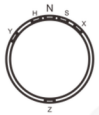


Male contact face view

Female contact face view

Code N is open in original state, if you need to use another, please open the coded chuck head.



## M23X/Q for signal contact spec

### 8A Crimp contact

※ Contact resistance: 5mΩ

※ Contact diameter: Ø1

※ Material: Brass with gold plating

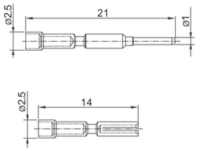


8A Male contact crimp

| Wire size | | Stripping length | Male crimp contact p/n | Crimping tool p/n |
|---|---|---|---|---|
| 0.14-0.37mm² | AWG 26-22 | 4.5mm | YJ1-21-0.5AU | CTW-0.14/4 |
| 0.5-1mm² | AWG 20-18 | 4.5mm | YJ1-21-1.0AU | CTW-0.14/4 |
| 1-1.5mm² | AWG 17-16 | 4.5mm | YJ1-21-1.5AU | CTW-0.14/4 |

8A Female crimp contact

| Wire size | | Stripping length | Female crimp contact p/n | Crimping tool p/n |
|---|---|---|---|---|
| 0.14-0.37mm² | AWG 26-22 | 4.5mm | YK1-14-0.5AU | CTW-0.14/4 |
| 0.5-1mm² | AWG 20-18 | 4.5mm | YK1-14-1.0AU | CTW-0.14/4 |
| 1-1.5mm² | AWG 17-16 | 4.5mm | YK1-14-1.5AU | CTW-0.14/4 |

### 10A Crimp contact

※ Contact resistance: 2.5mΩ

※ Contact diameter: Ø1.5

※ Material: Brass with gold plating

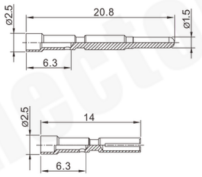


10A Male crimp contact

| Wire size | | Stripping length | Male crimp contact p/n | Crimping tool p/n |
|---|---|---|---|---|
| 0.14-0.5mm² | AWG 26-20 | 4.5mm | YJ1.5-20.8-0.5AU | CTW-0.14/4 |
| 0.5-1mm² | AWG 20-17 | 4.5mm | YJ1.5-20.8-1.0AU | CTW-0.14/4 |
| 1-1.5mm² | AWG 17-16 | 4.5mm | YJ1.5-20.8-1.5AU | CTW-0.14/4 |

10A Female crimp contact

| Wire size | | Stripping length | Female crimp contact p/n | Crimping tool p/n |
|---|---|---|---|---|
| 0.14-0.5mm² | AWG 26-20 | 4.5mm | YK1.5-14-0.5AU | CTW-0.14/4 |
| 0.5-1mm² | AWG 20-17 | 4.5mm | YK1.5-14-1.0AU | CTW-0.14/4 |
| 1-1.5mm² | AWG 17-16 | 4.5mm | YK1.5-14-1.5AU | CTW-0.14/4 |

### 20A Crimp contact

※ Contact resistance: 2.5mΩ

※ Contact diameter: Ø2

※ Material: Brass with gold plating

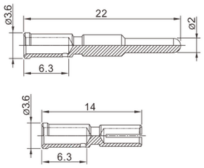


20A Male crimp contact

| Wire size | | Stripping length | Male crimp contact p/n | Crimping tool p/n |
|---|---|---|---|---|
| 0.75-2.5mm² | AWG 18-13 | 6.5mm | YJ2-22-2.5AU | CTW-0.14/4 |

20A Female crimp contact

| Wire size | | Stripping length | Female crimp contact p/n | Crimping tool p/n |
|---|---|---|---|---|
| 0.75-2.5mm² | AWG 18-13 | 6.5mm | YK2-14-2.5AU | CTW-0.14/4 |

### Crimp tool

For crimping the male / female contacts

| Part number | Crimping wire range | |
|---|---|---|
| CTW-0.14/4 | 0.14-4mm² | AWG 25-11 |